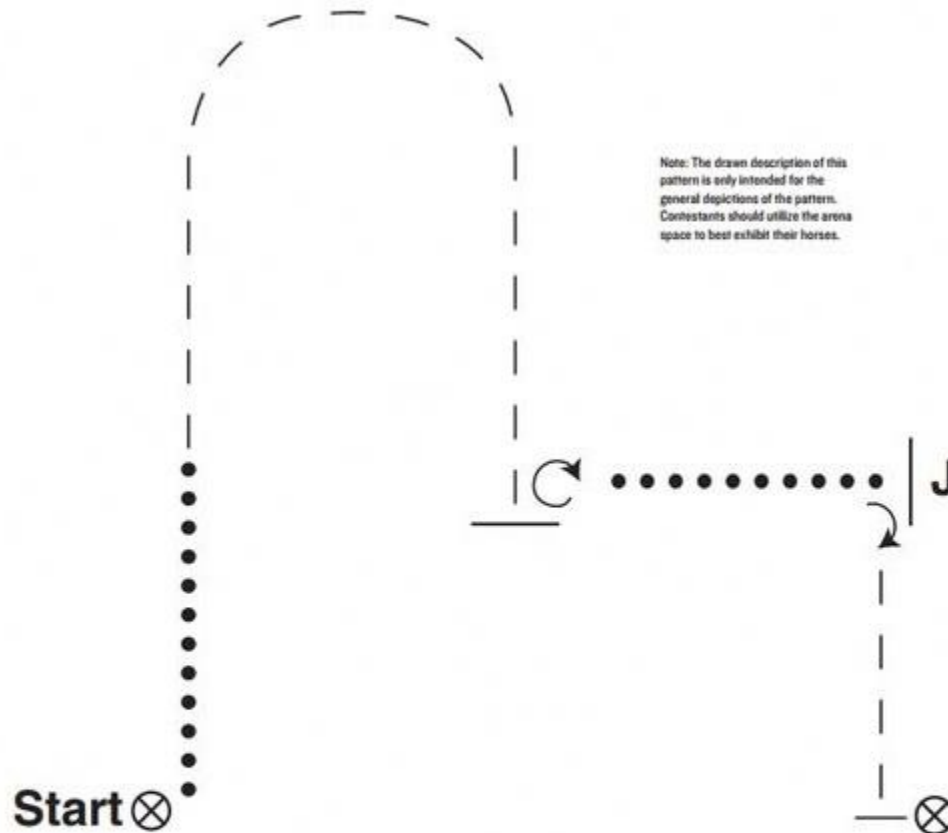


2019 Spring Holiday Classic Open Horse Show

Showmanships

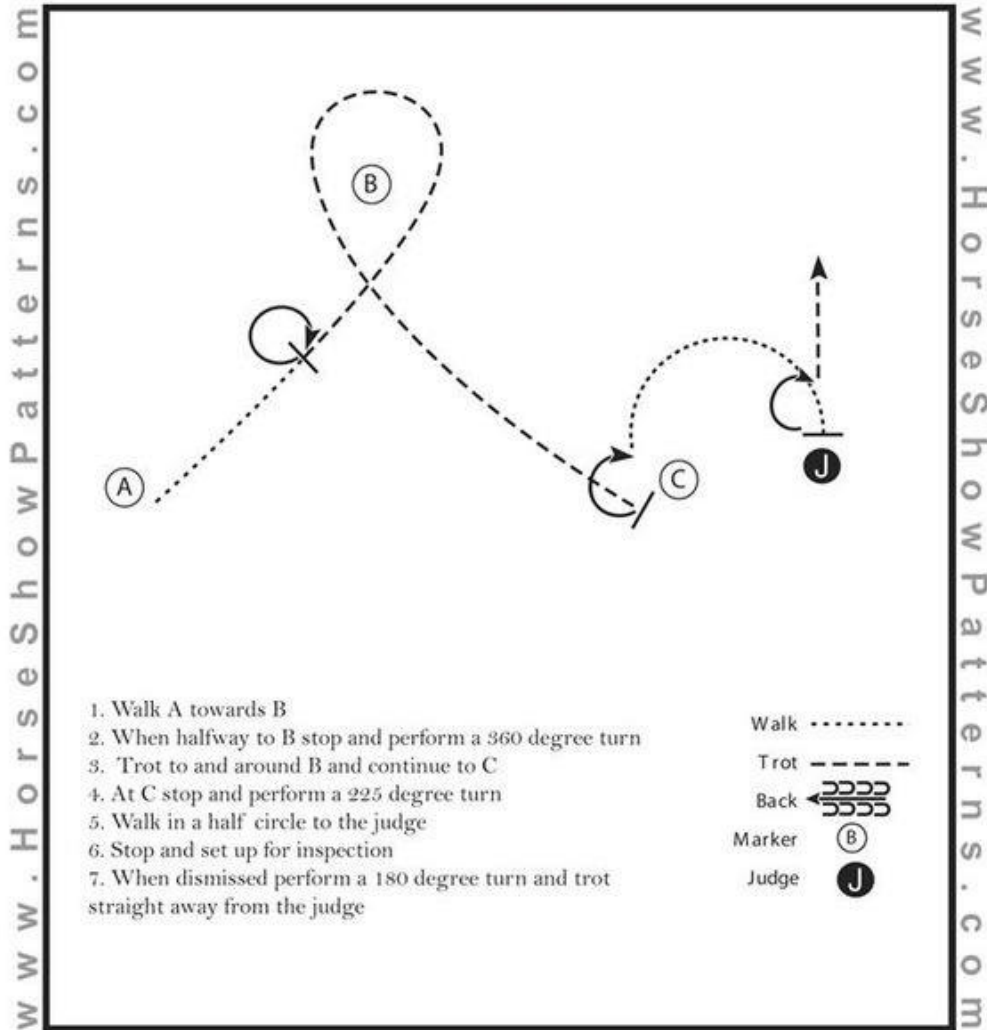
Class #1-3



1. Walk $\frac{1}{2}$ line
2. Trot around end and down line
3. Halt and execute a $\frac{3}{4}$ turn
4. Walk to judge
5. Set up for inspection
6. After inspection, $\frac{1}{4}$ turn and trot to marker
7. Exit at a walk or trot

2019 Spring Holiday Classic Open Horse Show
Championship Showmanship
Class #4

Show Date:



1. Walk A towards B
2. When halfway to B stop and perform a 360 degree turn
3. Trot to and around B and continue to C
4. At C stop and perform a 225 degree turn
5. Walk in a half circle to the judge
6. Stop and set up for inspection
7. When dismissed perform a 180 degree turn and trot straight away from the judge

- Walk (dotted line)
- Trot - - - - - (dashed line)
- Back ←←←←← (dotted line with arrows pointing left)
- Marker (B) (circle with B)
- Judge (J) (circle with J)

[S/3-2]

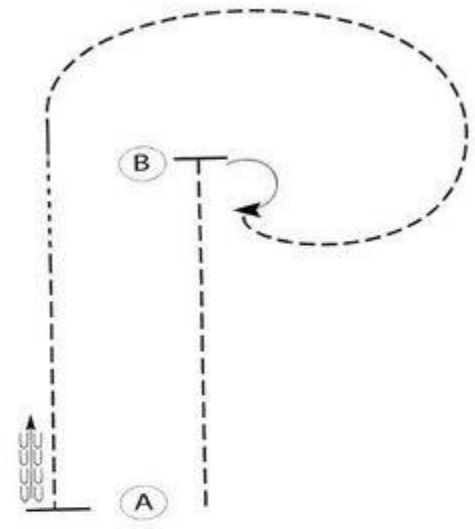
Pattern Provided by:
HorseShowsRUs

2019 Spring Holiday Classic Open Horse Show

W/T Hunt Seat Eq. - Open

Class #60

WWW.HORSESHOWPATTERNS.COM



Be ready at A.

1. Sitting trot A to B.
2. At B, Stop and turn 180 degrees to the right on the haunches.
3. Posting trot right diagonal around B.
4. When even with B, break to the walk and walk approx. 10 feet.
5. Trot to A on the left diagonal.
6. Stop at A and back 4-5 steps.

Follow the instructions of your ring steward.

Walk	-----
Trot	- - - - -
Extended Jog	— — — — —
Lope	—————
Leg Yield	
Lead Change	↖ ↗
Back	← ← ← ← ←
Marker	⊙ B
Sidepass	← ← ← ← ←

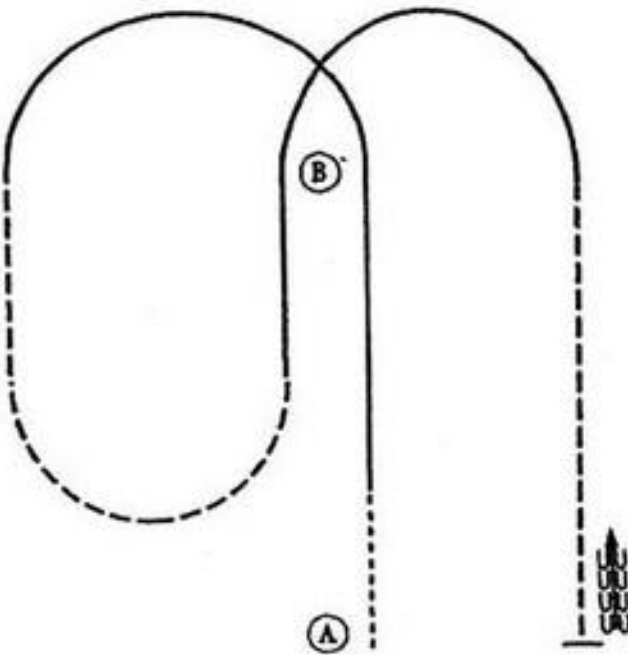
WWW.HORSESHOWPATTERNS.COM

[WH/WT-43]

2019 Spring Holiday Classic Open Horse Show

W/T/C Hunt Seat Eq. - Open

Class #100



Be ready at A.

1. Walk two horse lengths from A.
2. Canter on the left lead to B. Continue to canter a half circle until even with B.
3. Trot on the right diagonal until halfway between A and B. Continue to trot a half circle until halfway between A and B.
4. Canter on the right lead to B and then canter a half circle until even with B.
5. Trot on the left diagonal until even with A.
6. Stop and back approximately one horse length.

Follow the instructions of your ring steward.

Walk	-----
Trot	- - - - -
Extended Trot	-----
Canter	-----
Leg Yield	
Lead Change	↗ ↘
Back	←←←←
Marker	Ⓚ
Sidepass	↔
Hand Gallop	-----

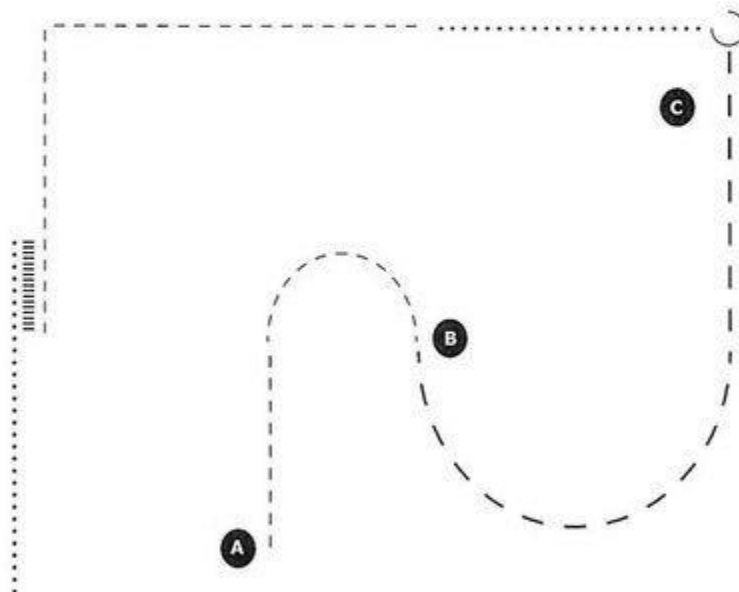
2019 Spring Holiday Classic Open Horse Show

W/J Horsemanship

Class #83

Instructions

1. Start at A.
2. Jog half circle to B.
3. Extended jog past C.
4. Stop, execute 270° turn on the haunches to the right.
5. Walk until even with B.
6. Jog square corner.
7. When even with B, stop, back 5 steps.
8. Walk to exit. Pattern ends when even with A.



Walk	Extended Jog	---
Jog	---	Back	

2019 Spring Holiday Classic Open Horse Show

W/J/L Horsemanship

Class #123

www.HorseShowPatterns.com

Be ready at A.

1. Extended trot from A past B.
2. Stop past B and perform a 270 degree turn to the left.
3. Lope on the left lead halfway to C.
4. Perform a simple lead change and lope a circle to the right.
5. Continue to lope to C.
6. At C, break to a jog and jog to D.
7. Stop and back approximately one horse length.

Follow the instructions of your ring steward.

Walk	-----
Jog	- - - - -
Extended Jog	— — — —
Lope	—————
Lead Change	///
Back	←←←←←
Marker	(B)

www.HorseShowPatterns.com