

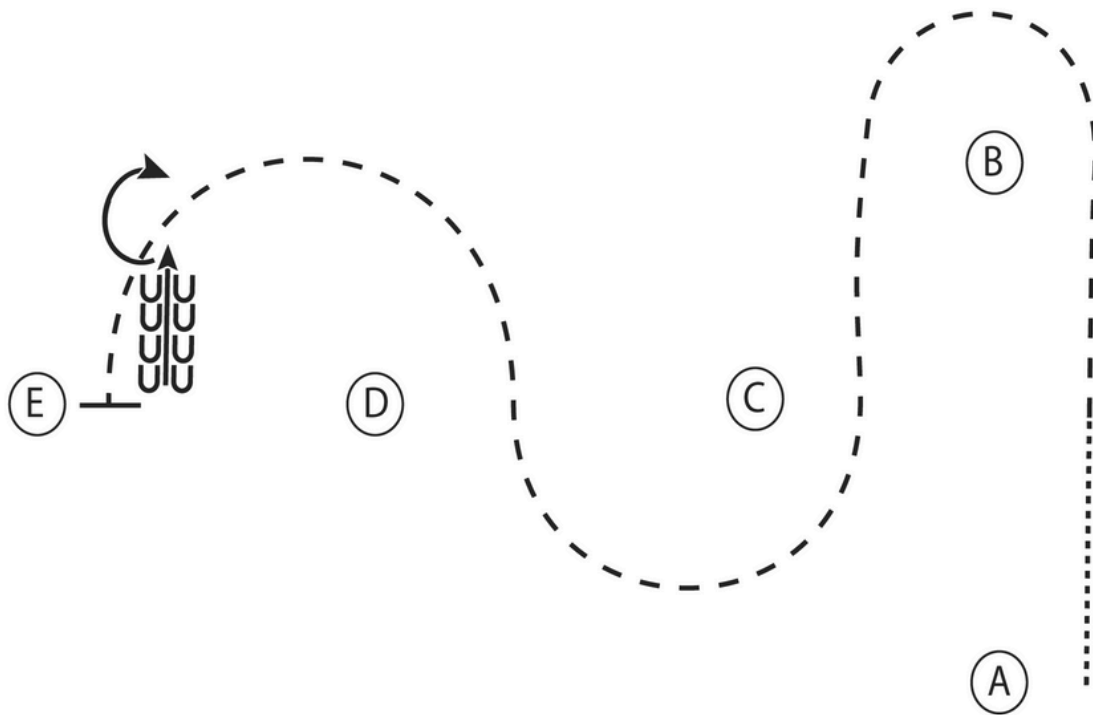
# Holiday Classic

## Hunt Seat Equitation W/T

Show Date: 04-11-2025

www.HorseShowPatterns.com

www.HorseShowPatterns.com



1. Walk half way from A to B
2. Sitting trot to B
3. Posting trot at B, around C and D to E, performing proper diagonal changes
4. Stop at E and back 4 steps
5. Perform a 180 degree turn to the right on the hindquarters

Walk	.....
Trot	- - - - -
Extended Trot	- - - - -
Canter	—————
Leg Yield	
Lead Change	///
Back	←←←←←
Marker	(B)
Sidepass	←←←←←

[HSE/WT-3]

**Pattern Provided by:  
Tommy Robinson**

©2025 HorseShowPatterns.com. All Rights Reserved.

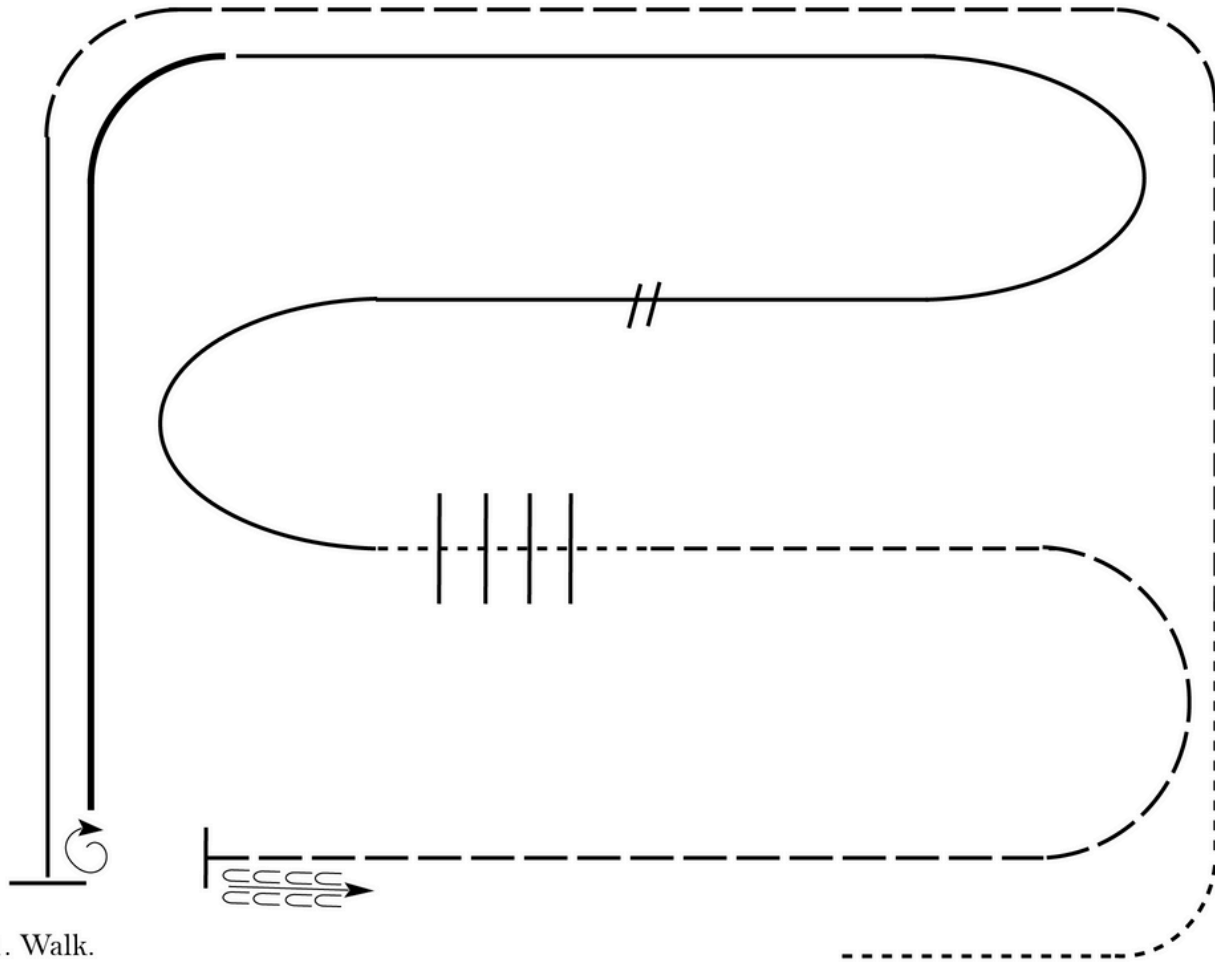
# Holiday Classic

## Ranch Riding

Show Date: 04-11-2025

www.HorseShowPatterns.com

www.HorseShowPatterns.com



1. Walk.
2. Trot
3. Extended trot.
4. Left lead lope
5. Stop, 1 1/2 turn right
6. Extended lope
7. Collect to working lope-right lead
8. Change leads (simple or flying)
9. Walk
10. Walk over logs
11. Trot
12. Extended trot
13. Stop and back

Walk	-----
Jog	- - - - -
Extended Jog	=====
Lope	
Lead Change	///
Back	←
Marker	Ⓚ

[RR/2]

Pattern Provided by:  
Tommy Robinson

©2025 HorseShowPatterns.com. All Rights Reserved.

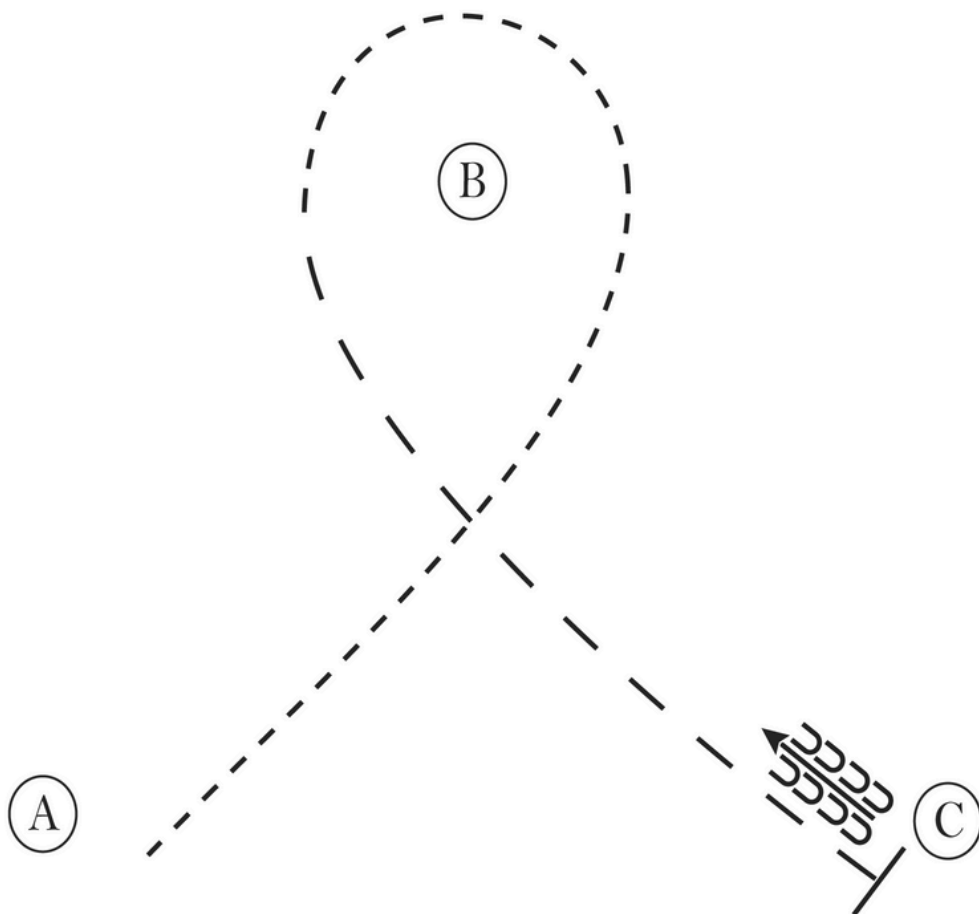
# Holiday Classic

## Western Horsemanship W/J

Show Date: 04-11-2025

w w w . H o r s e S h o w P a t t e r n s . c o m

w w w . H o r s e S h o w P a t t e r n s . c o m



1. Jog A to B
2. Jog around B
3. Extend the jog at B to C.
4. At C stop and back 4 steps

Walk	.....
Jog	-----
Extended Jog	—————
Lope	—————
Leg Yield	
Lead Change	u u u u
Back	← u u u u
Marker	⊙ B
Sidepass	← - - - ←

[WH/WT-9]

**Pattern Provided by:  
Tommy Robinson**

©2025 HorseShowPatterns.com. All Rights Reserved.