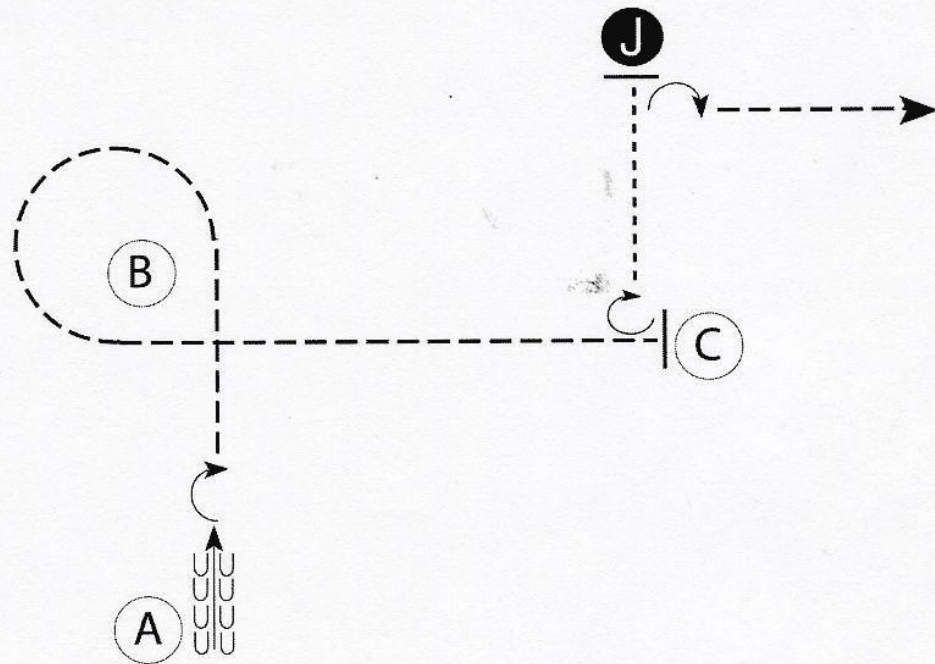


2018 Winter Holiday Classic Open Horse Show

Showmanship

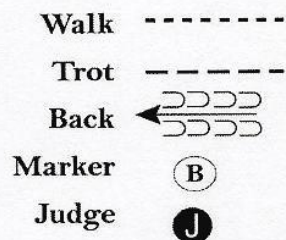
Classes 30-33



Be ready at A.

1. When acknowledged, back 5 steps.
2. Pivot 180 degrees.
3. Trot to and around B and continue to C.
4. Stop at C and turn 270 degrees.
5. Walk to judge. Stop and set up for inspection.
6. When dismissed, turn 90 degrees and trot away.

Follow the instructions of your ring steward.



2018 Winter Holiday Classic Open Horse Show  
 Class 59 – Hunt Seat: Equitation - W/T - Open

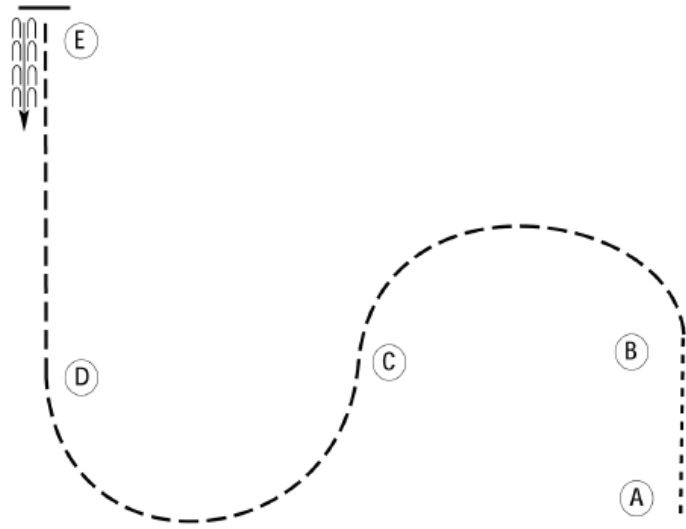
# Holiday Classic Open Horse Show

## Hunt Seat Equitation

Show Date: 12-01-2018

www.HorseShowPatterns.com

www.HorseShowPatterns.com



Be ready at A.

1. Walk from A to B.
2. Sitting trot from B to C.
3. Posting trot on the left diagonal from C to D.
4. Change diagonals at D.
5. Posting trot on the right diagonal from D to E.
6. Stop at E. Back approximately one horse length.
7. Follow the instructions of your ring steward.

Walk	-----
Trot	- - - - -
Extended Trot	—————
Canter	—————
Leg Yield	
Lead Change	↘
Back	←←←
Marker	Ⓚ
Sidepass	←←←
Hand Gallop	—————

[HSE/WT-17]

**Pattern Provided by:**

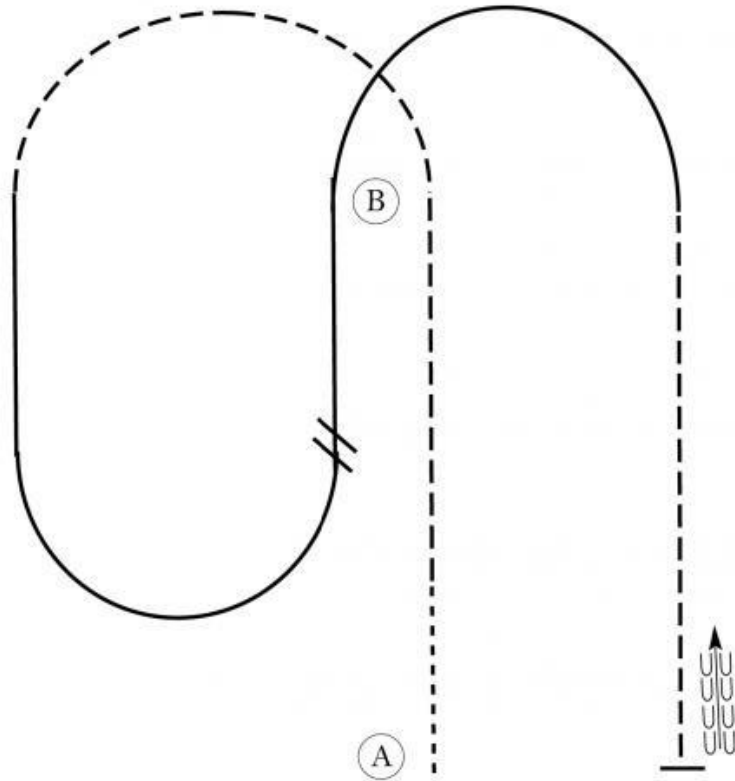
2018 Winter Holiday Classic Open Horse Show

Hunt Seat Eq W/T/C

Class #104

W W W . H O R S E S H O W P A T T E R N S . C O M

W W W . H O R S E S H O W P A T T E R N S . C O M



Be ready at A.

1. Walk two horse lengths from A.
2. Sitting trot to B.
3. Posting trot a half circle on the right diagonal until even with B.
4. Canter a straight line and then a half circle on the left lead until halfway between A and B.
5. Perform a simple lead change.
6. Canter on the right lead to B and then in a half circle until even with B.
7. Posting trot on the left diagonal until even with A.
8. Stop and back approximately one horse length.

Follow the instructions of your ring steward.

Walk	-----
Trot	- - - - -
Extended Trot	—————
Canter	—————
Leg Yield	
Lead Change	///
Back	←←←←←
Marker	(B)
Sidepass	←←
Hand Gallop	—————


[HSE/1-58]

Pattern Provided by:

2018 Winter Holiday Classic Open Horse Show

Ranch Riding

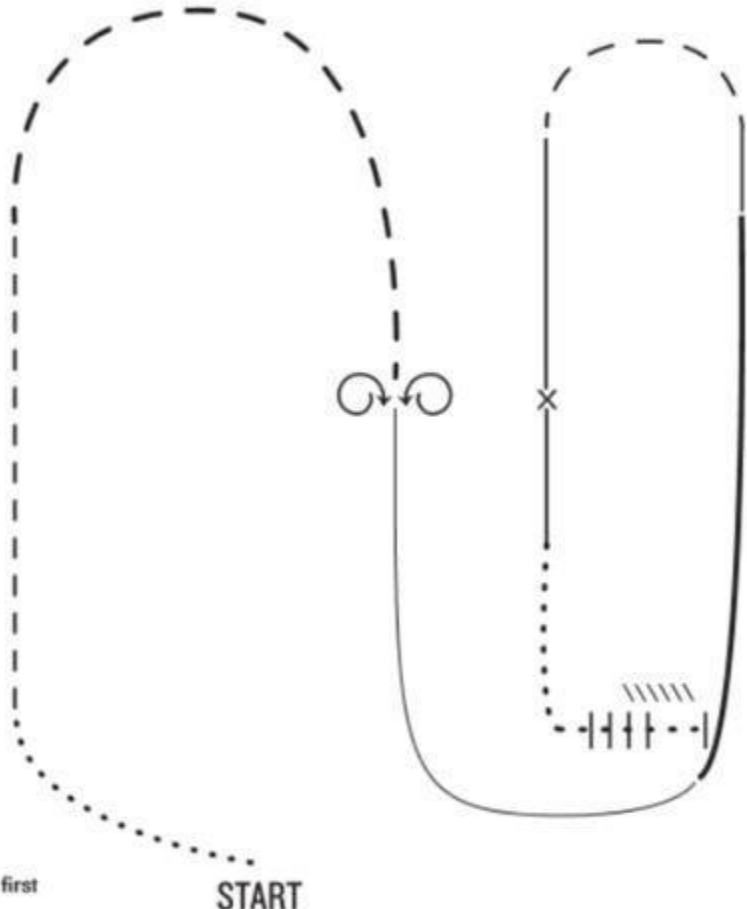
Class #72



**ADEQUAN<sup>®</sup>**  
**SELECT**  
AQHA WORLD  
CHAMPIONSHIP SHOW

# Ranch Riding

## PRELIMS




1. Walk
2. Trot
3. Extended trot
4. 360 both ways, either way first
5. Left lead lope
6. Extended lope, collect to a lope
7. Trot
8. Right lead lope
9. Change leads and lope approximately 30 feet
10. Walk
11. Walk over logs
12. Stop and back
13. Exit at walk or trot

**NOTE:** The drawn description of this pattern is only intended for the general depiction of the pattern. Contestants should utilize the arena space to best exhibit their horses.

2018 Winter Holiday Classic Open Horse Show

Ranch Riding

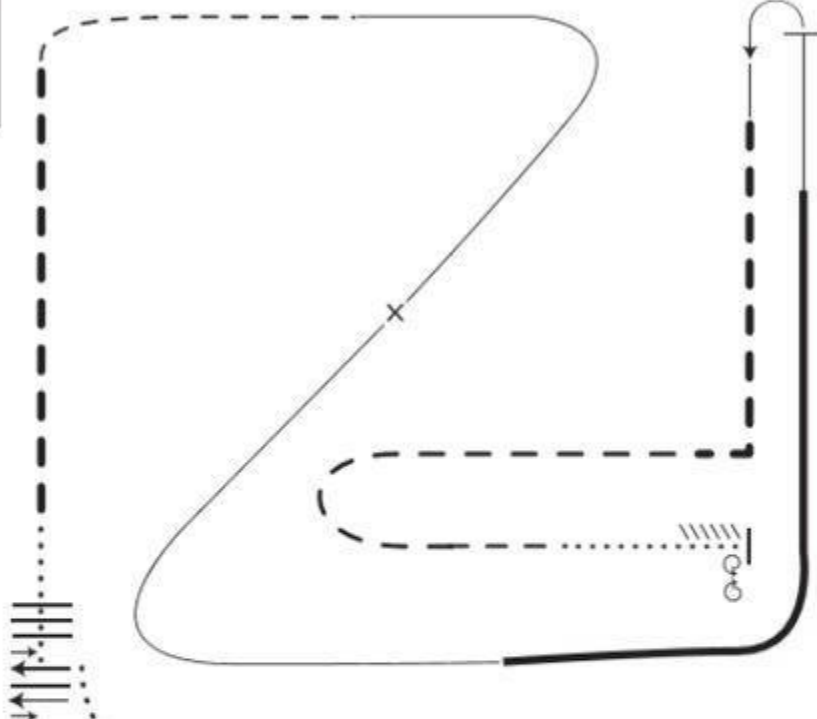
Class #116



**ADEQUAN<sup>®</sup>**  
**SELECT**  
AQHA WORLD  
CHAMPIONSHIP SHOW

# Ranch Riding

## FINALS



1. Walk
2. Side pass left across log and 1/2 way to the right
3. Walk over logs
4. Extended trot
5. Trot
6. Right lead lope
7. Change leads
8. Left lead lope
9. Extended lope with a definite collection to a lope before stopping
10. Stop and rollback left, lope approximately 20 feet
11. Extended trot around corner
12. Trot
13. Walk
14. Stop and back
15. 360 turn each way, either way first
16. Exit at a walk or trot

NOTE: The drawn description of this pattern is only intended for the general depiction of the pattern. Contestants should utilize the arena space to best exhibit their horses.

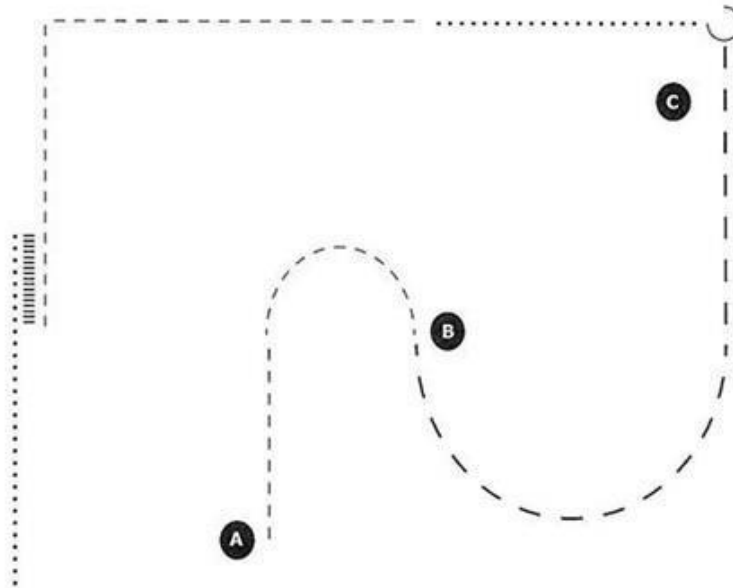
2018 Winter Holiday Classic Open Horse Show

Horsemanship W/J

Class #83

Instructions

1. Start at A.
2. Jog half circle to B.
3. Extended jog past C.
4. Stop, execute 270° turn on the haunches to the right.
5. Walk until even with B.
6. Jog square corner.
7. When even with B, stop, back 5 steps.
8. Walk to exit. Pattern ends when even with A.



Walk	.....	Extended Jog	- - -
Jog	- - -	Back	

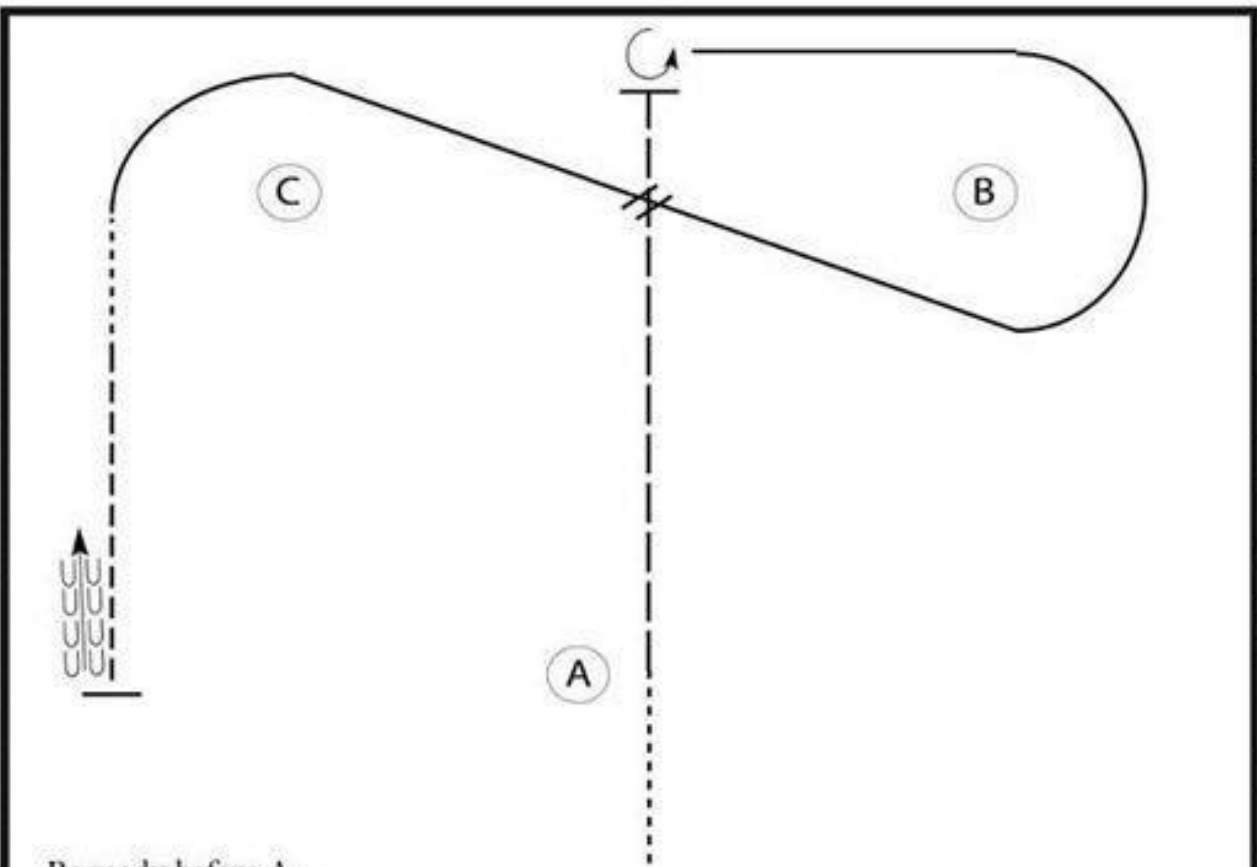
2018 Winter Holiday Classic Open Horse Show

Horsemanship W/J/L

Class #127

www.HorseShowPatterns.com

www.HorseShowPatterns.com



Be ready before A.

1. Walk to A.
2. Extended jog until just past B and C.
3. Stop and perform a 3/4 turn left.
4. Lope on the right lead around B.
5. Perform a simple lead change halfway to C and lope around C.
6. Break to walk for 2 strides.
7. Jog until even with A.
8. Stop and back approximately one horse length and walk to exit.

- Walk ..... (dotted line)
- Jog - - - - - (short dashed line)
- Extended Jog - - - - - (long dashed line)
- Lope \_\_\_\_\_ (solid line)
- Lead Change / (diagonal slash)
- Back ← ○○○○○ (arrow with circles)
- Marker ○ B (circle with B)

Follow the instructions of your ring steward.