

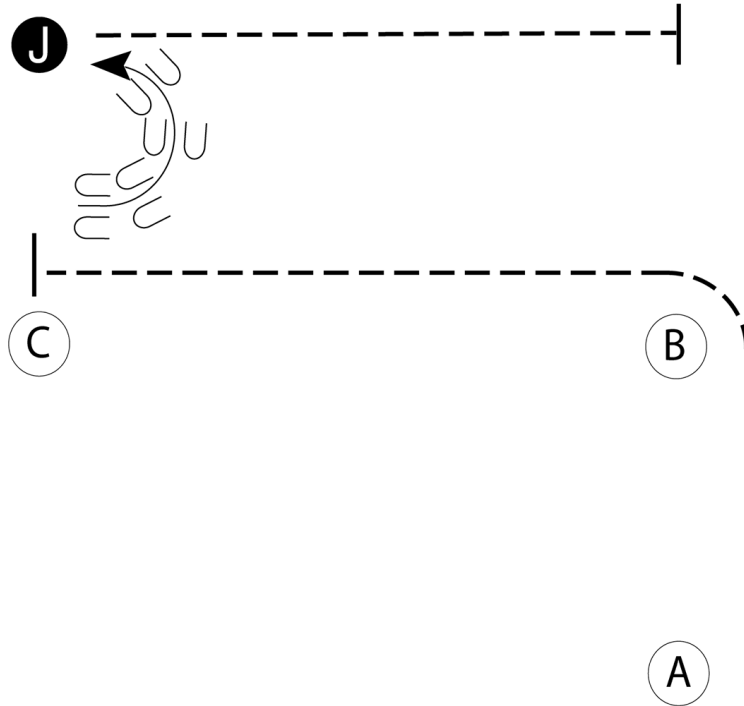
Holiday Classic (Spring)

Showmanship 19 and Over

Show Date: 04-17-2026

www.HorseShowPatterns.com

www.HorseShowPatterns.com



1. Trot from A to C.
2. Stop at C.
3. Back a half-circle to the Judge.
4. Set up for inspection.
5. When dismissed trot until even with B.
6. Stop and wait to be dismissed.

Walk	-----
Trot	- - - - -
Back	←
Marker	⊙ B
Judge	● J

[S/2-10]

Pattern Provided by:

J B Maiello

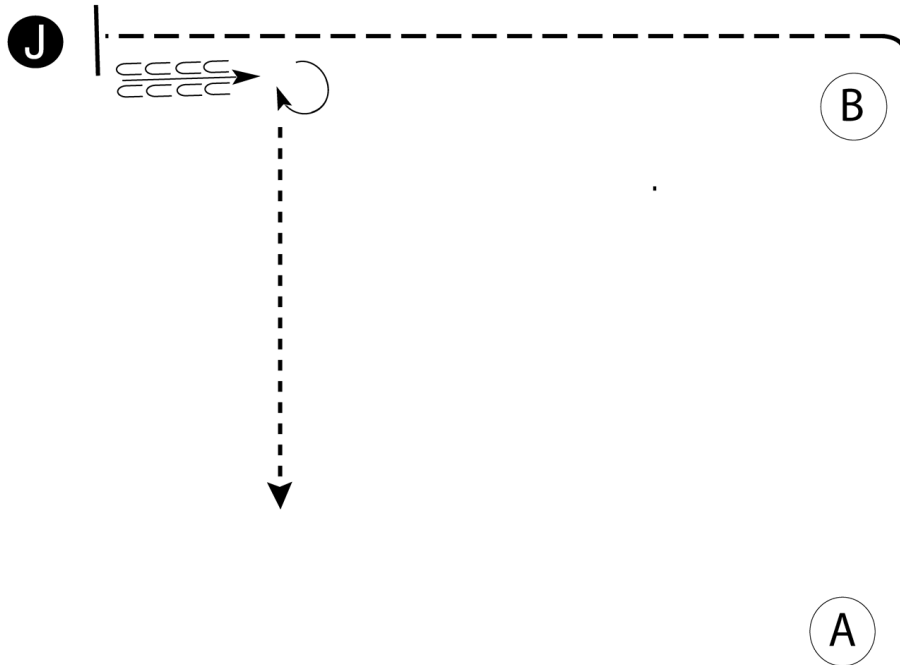
Holiday Classic (Spring)

Showmanship 14-18

Show Date: 04-17-2026

w w w . H o r s e S h o w P a t t e r n s . c o m

w w w . H o r s e S h o w P a t t e r n s . c o m



Be ready at A.

1. Walk to B.
2. Trot around B and to judge.
3. Stop and set up for inspection.
4. When dismissed, back one horse length.
5. Turn 270 degrees and walk straight off.

Walk	-----
Trot	- - - - -
Back	←
Marker	⊙ B
Judge	● J

[S/1-23]

Pattern Provided by:

J B Maiello

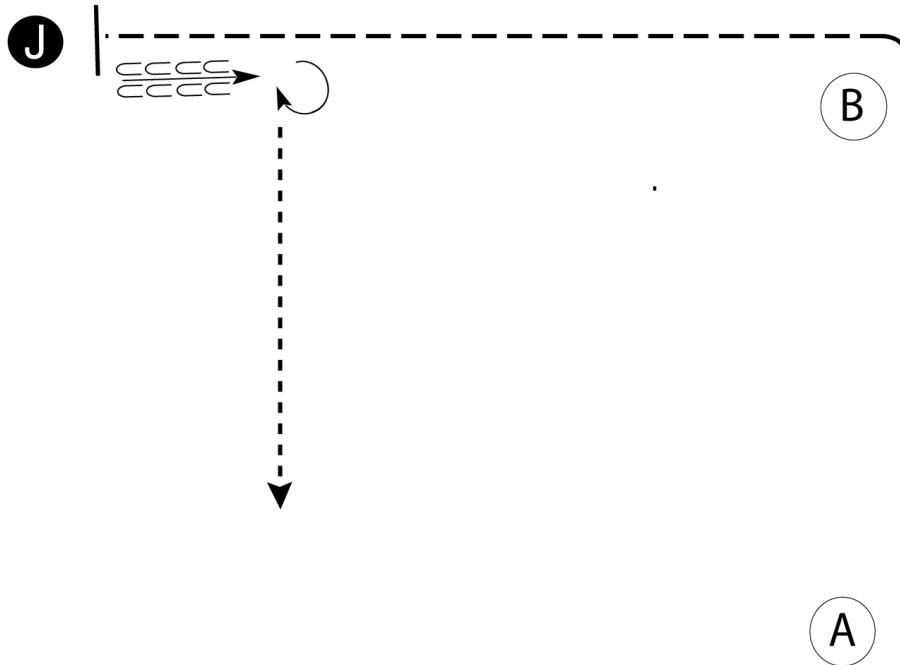
Holiday Classic (Spring)

Showmanship 11-13

Show Date: 04-17-2026

w w w . H o r s e S h o w P a t t e r n s . c o m

w w w . H o r s e S h o w P a t t e r n s . c o m



Be ready at A.

1. Walk to B.
2. Trot around B and to judge.
3. Stop and set up for inspection.
4. When dismissed, back one horse length.
5. Turn 270 degrees and walk straight off.

Walk	-----
Trot	- - - - -
Back	←
Marker	⊙ B
Judge	● J

[S/1-23]

Pattern Provided by:

J B Maiello

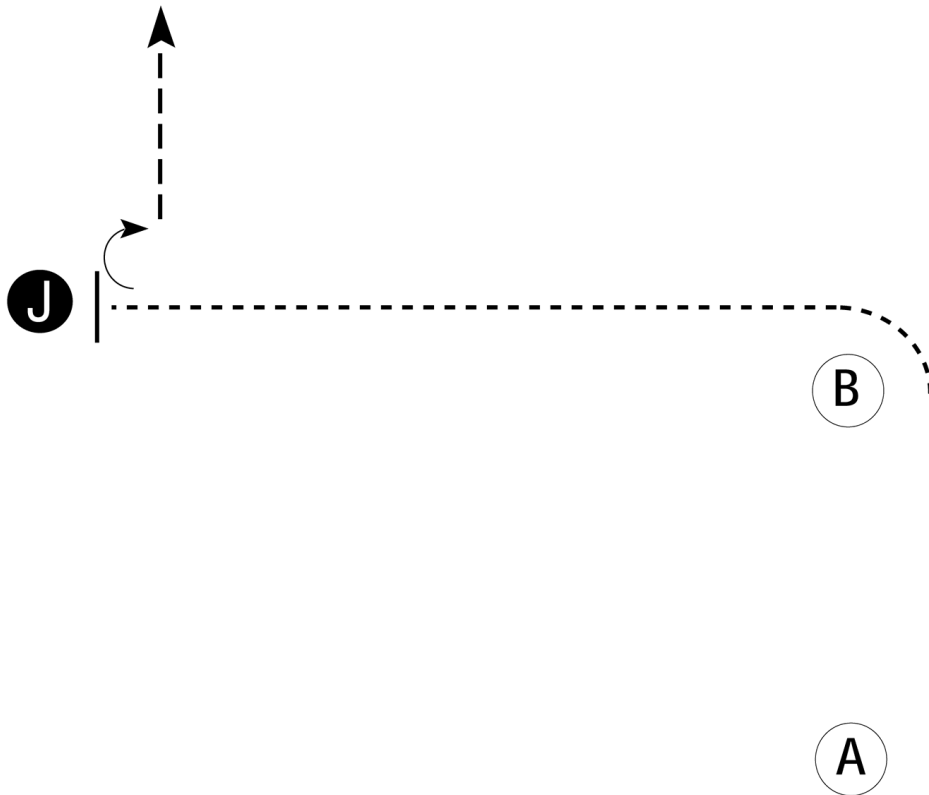
Holiday Classic (Spring)

Showmanship 10 & Under

Show Date: 04-17-2026

w w w . H o r s e S h o w P a t t e r n s . c o m

w w w . H o r s e S h o w P a t t e r n s . c o m



Be ready at A.

1. Trot from A to B.
2. At B, walk to judge.
3. Stop and set up for inspection.
4. When dismissed, turn 90 degrees and trot away from judge.
5. Follow the instructions of your ring steward.

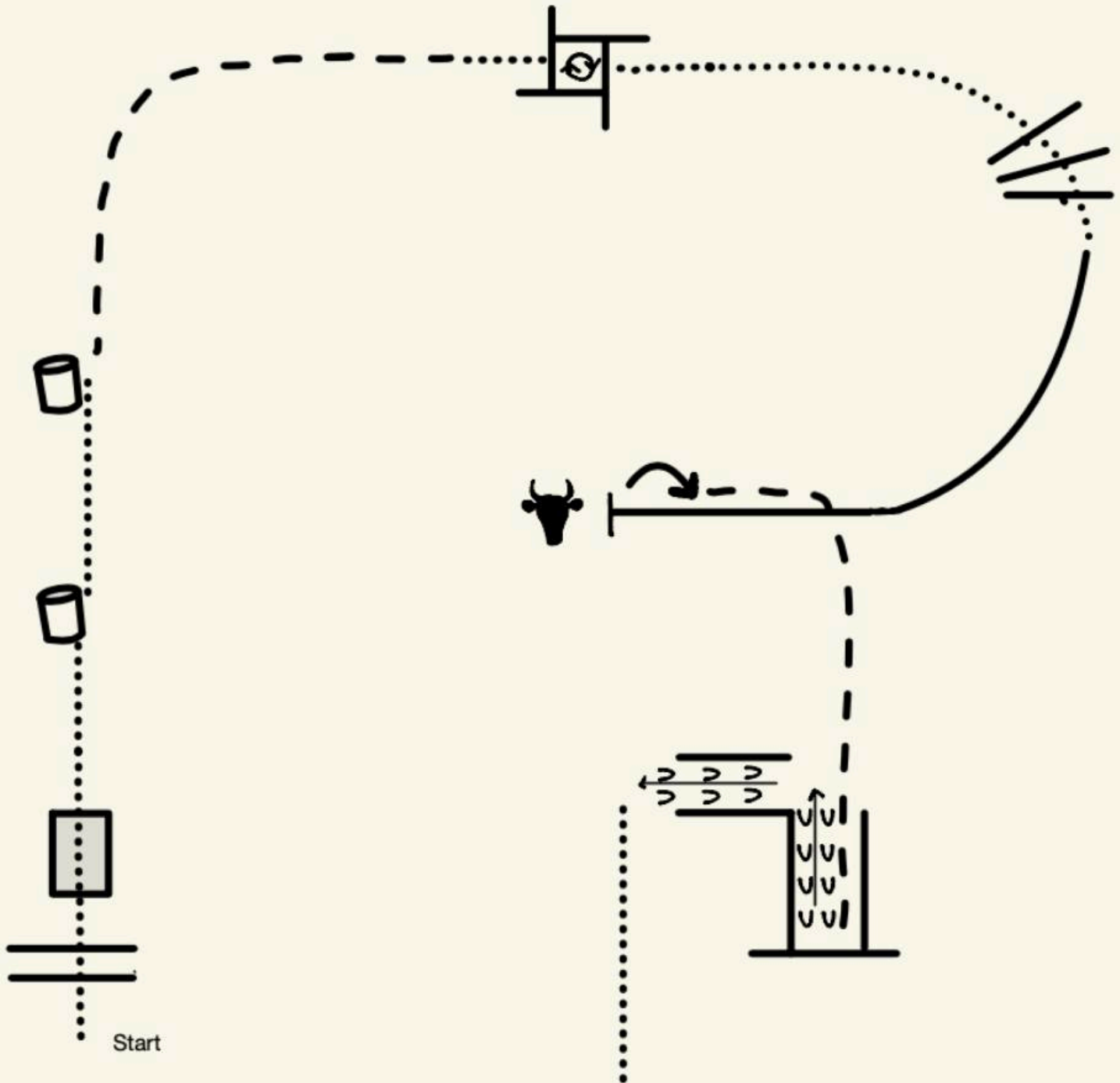
- Walk - - - - -
- Trot - . - . - .
- Back ←
- Marker (B)
- Judge (J)

[S/WT-12]

Pattern Provided by:

J B Maiello

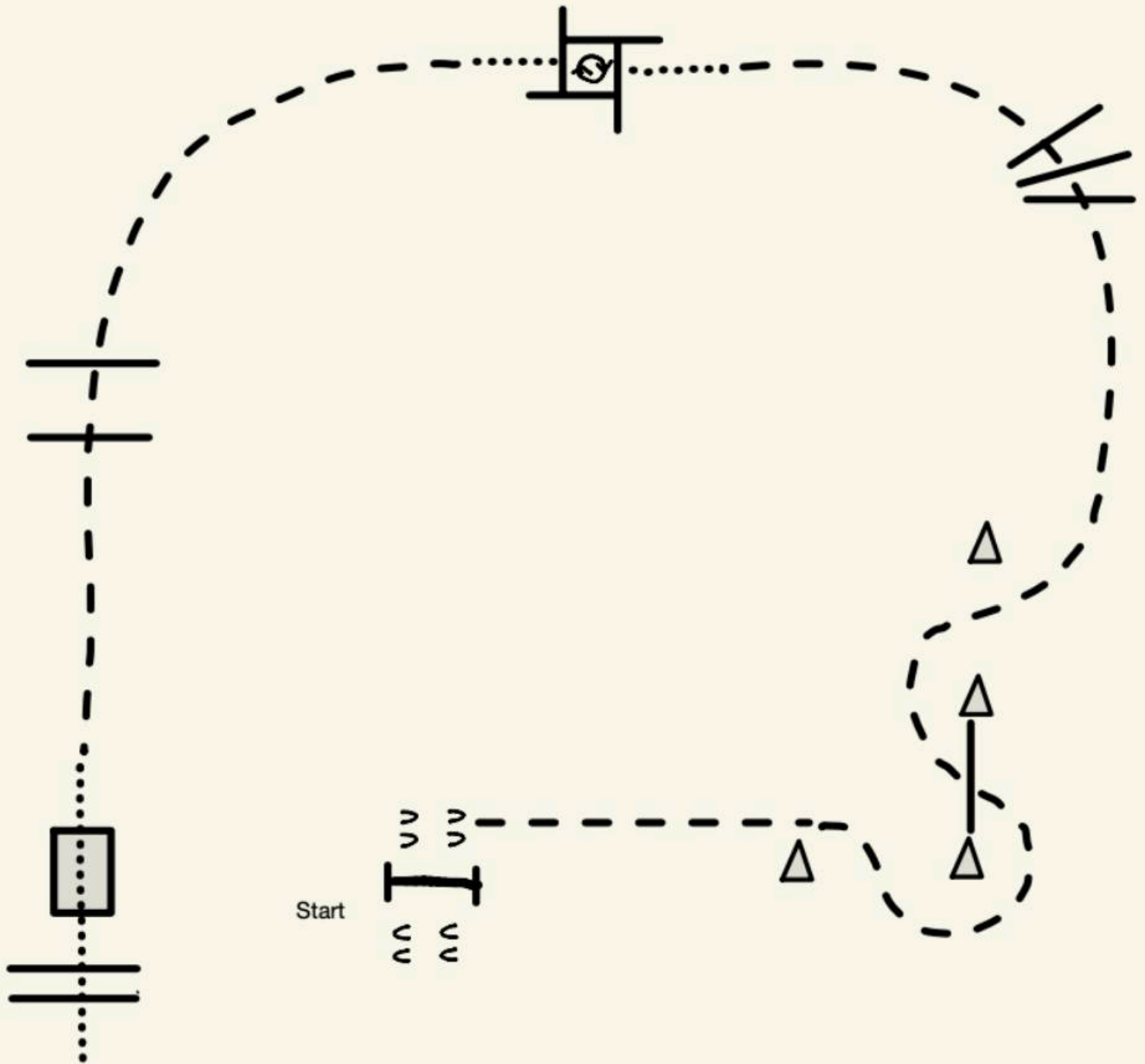
Ranch Trail Adult



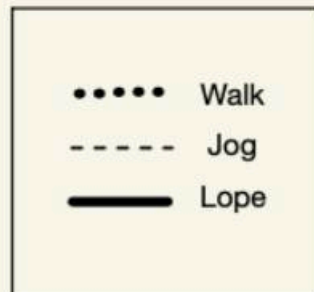
1. Walk over poles and bridge
2. Stop at first barrel, pick up bucket, walk, and carry to second barrel. Stop and place it on barrel
3. Trot to box
4. Walk into box, perform a 360 to the right
5. Walk over poles
6. Lope right lead to cow
7. Stop and attempt to rope cow, 180 spin to right
8. Trot into chute and back out
9. Walk out

.....	Walk
-----	Trot
— — — — —	Extended Trot
⋈ ⋈	Back

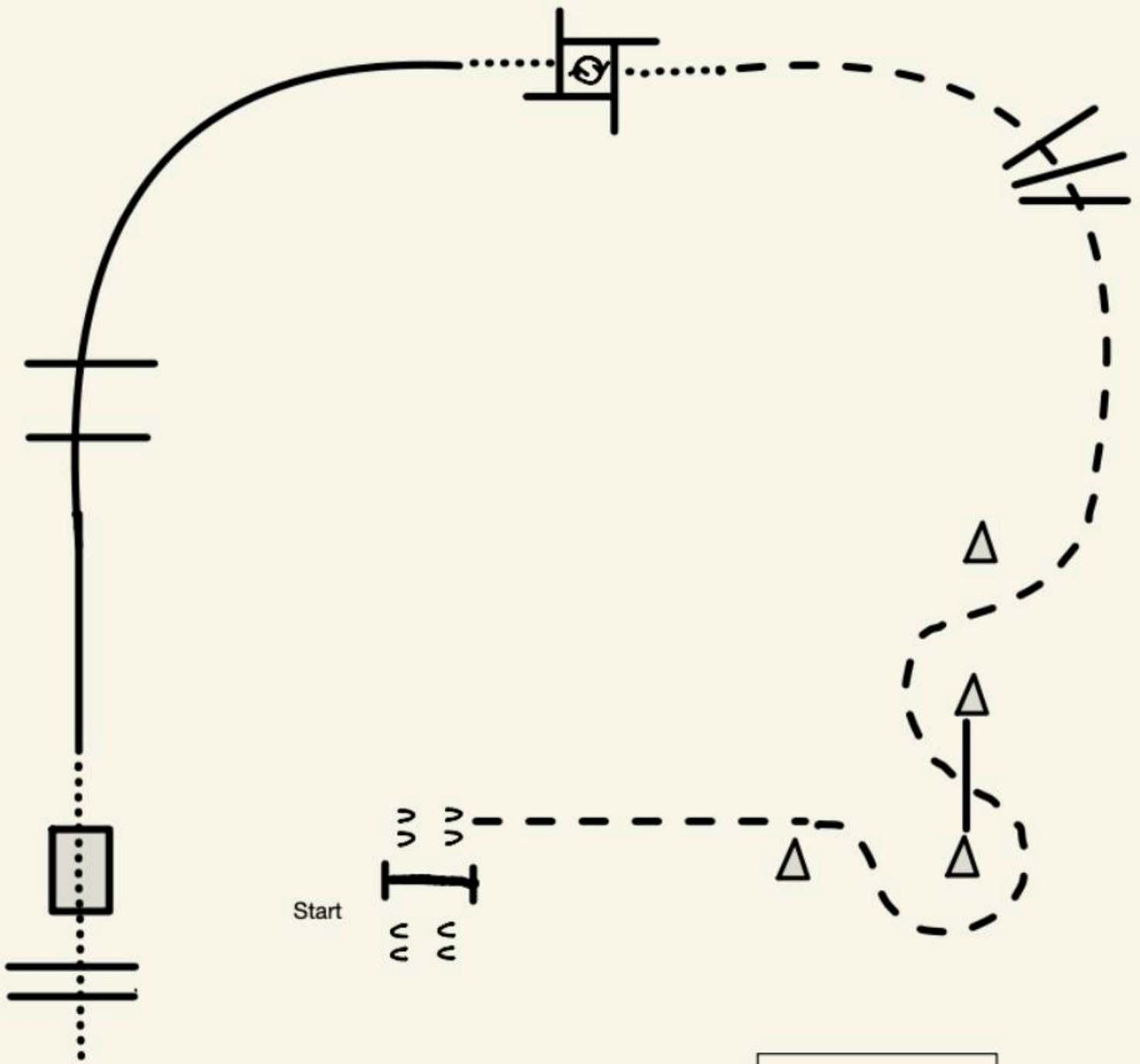
Trail W/J



1. Work right handed gate
2. Jog through cones and over poles
3. Walk into box and perform a 360 to the right
4. Walk out of box and jog to bridge
5. Walk over bridge and poles to exit



Trail W/J/L



1. Work right handed gate
2. Jog through cones and over poles
3. Walk into box and perform a 360 to the right
4. Walk out of box and lope left lead to bridge
5. Walk over bridge and poles to exit

